

# **Association of American Plant Food Control Officials Survey of 2014 Annual Meeting**

Tuesday, February 17, 2015

# 144

Total Responses

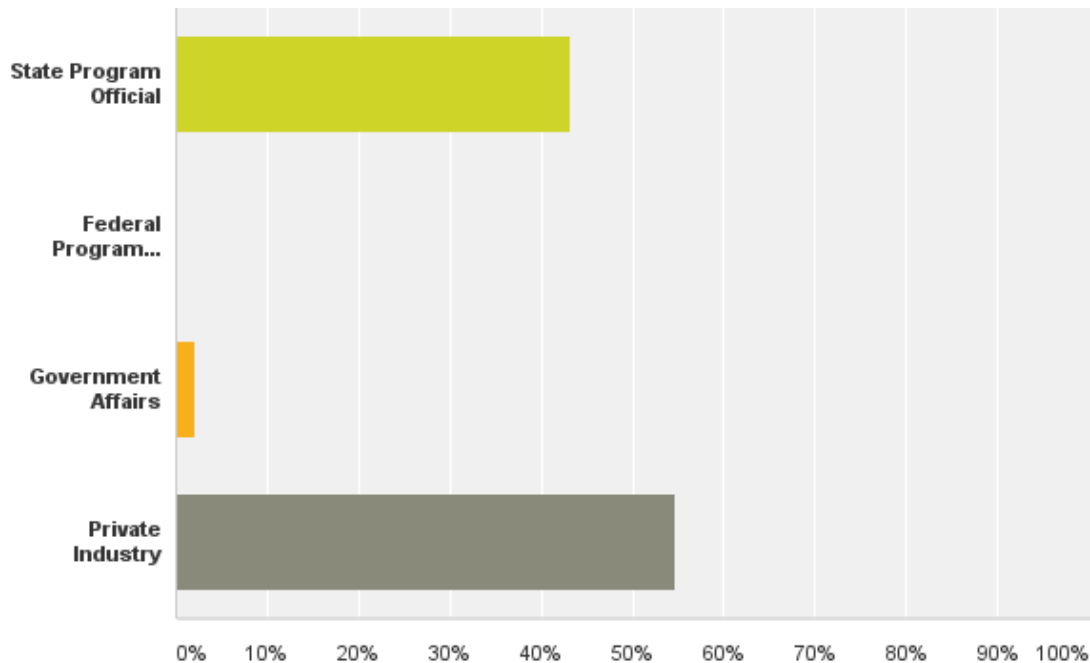
Date Created: Monday, August 26, 2013

Complete Responses: 144

---

# Q1: Please indicate the function that best describes your association with AAPFCO.

Answered: 141 Skipped: 3



# Q1: Please indicate the function that best describes your association with AAPFCO.

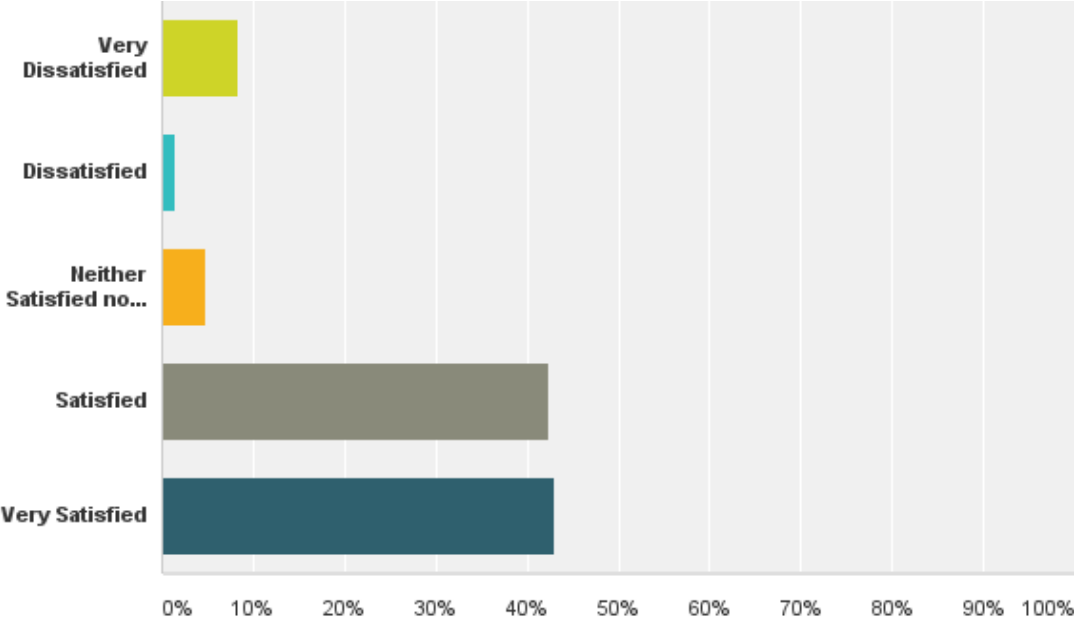
---

Answered: 141 Skipped: 3

<b>Answer Choices</b>	<b>Responses</b>	
State Program Official	<b>43.26%</b>	61
Federal Program Official (International Programs, etc.)	<b>0.00%</b>	0
Government Affairs	<b>2.13%</b>	3
Private Industry	<b>54.61%</b>	77
<b>Total</b>		<b>141</b>

# Q2: How satisfied were you with the registration process?

Answered: 144 Skipped: 0



## Q2: How satisfied were you with the registration process?

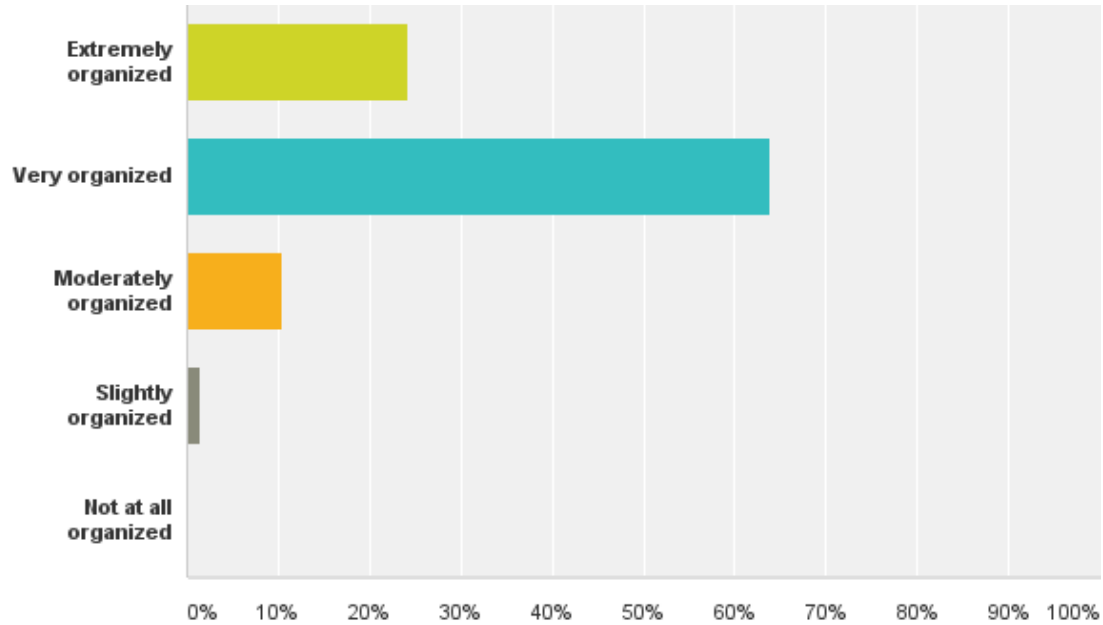
---

Answered: 144 Skipped: 0

Answer Choices	Responses
Very Dissatisfied	8.33% 12
Dissatisfied	1.39% 2
Neither Satisfied nor Dissatisfied	4.86% 7
Satisfied	42.36% 61
Very Satisfied	43.06% 62
<b>Total</b>	<b>144</b>

### Q3: How organized was the meeting?

Answered: 144 Skipped: 0



### Q3: How organized was the meeting?

---

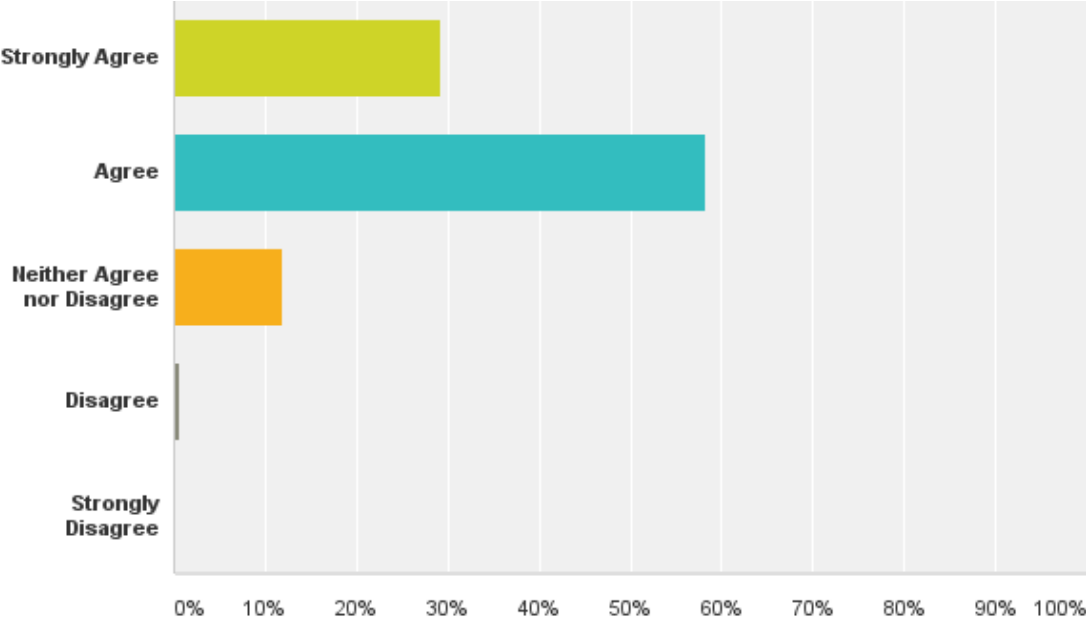
Answered: 144 Skipped: 0

Answer Choices	Responses	
Extremely organized	24.31%	35
Very organized	63.89%	92
Moderately organized	10.42%	15
Slightly organized	1.39%	2
Not at all organized	0.00%	0
<b>Total</b>		<b>144</b>



# Q4: The agenda focused on relevant issues.

Answered: 144 Skipped: 0



## Q4: The agenda focused on relevant issues.

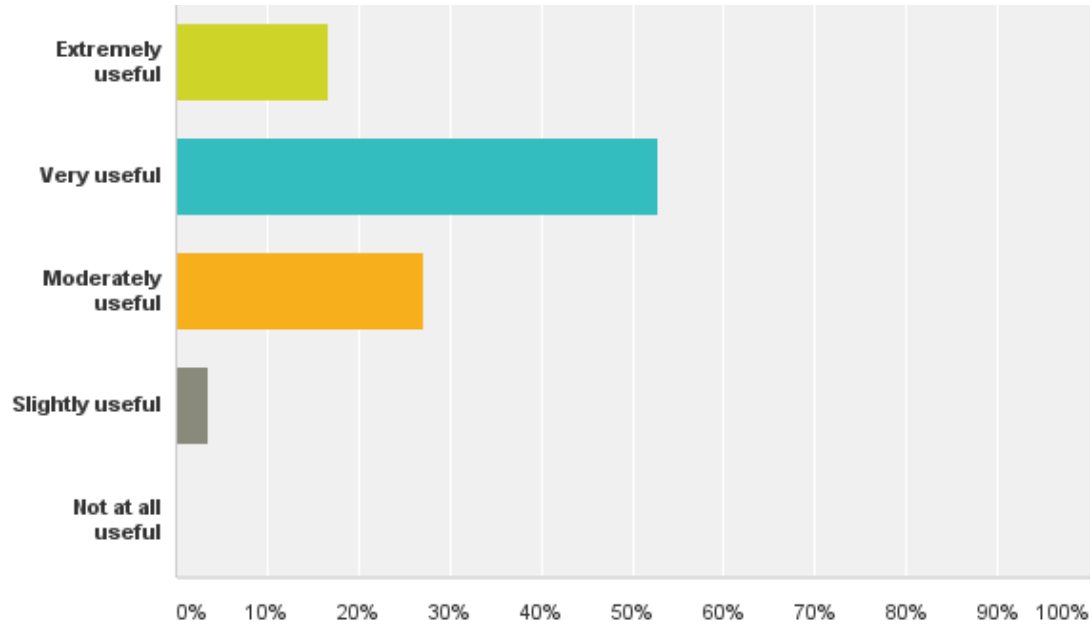
---

Answered: 144 Skipped: 0

Answer Choices	Responses	
Strongly Agree	29.17%	42
Agree	58.33%	84
Neither Agree nor Disagree	11.81%	17
Disagree	0.69%	1
Strongly Disagree	0.00%	0
<b>Total</b>		<b>144</b>

## Q5: How useful was the information presented at the event?

Answered: 144 Skipped: 0



## Q5: How useful was the information presented at the event?

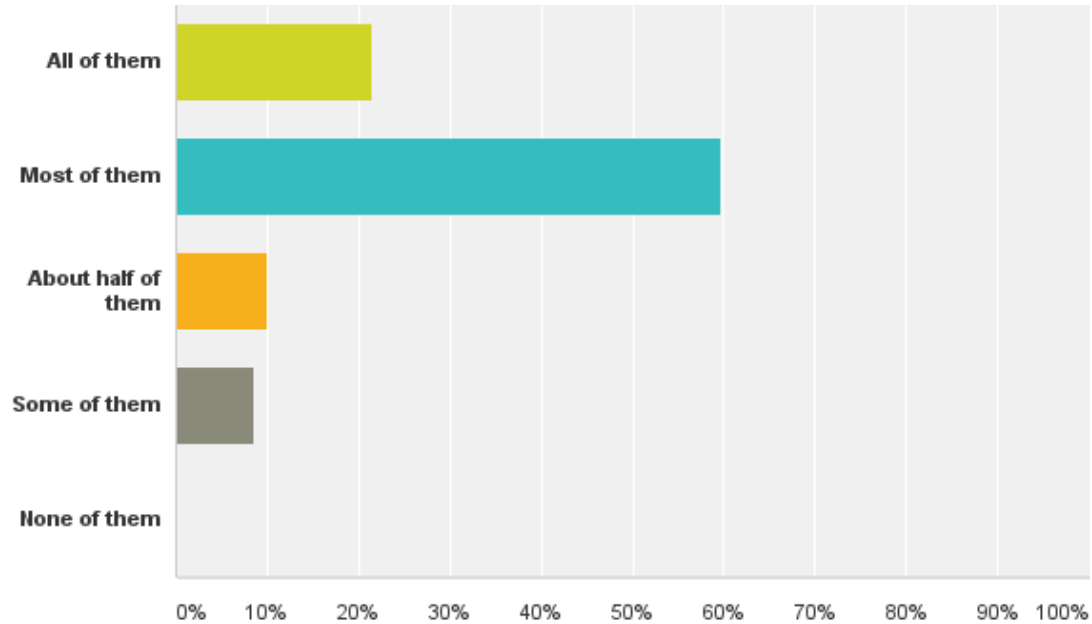
---

Answered: 144 Skipped: 0

Answer Choices	Responses	
Extremely useful	16.67%	24
Very useful	52.78%	76
Moderately useful	27.08%	39
Slightly useful	3.47%	5
Not at all useful	0.00%	0
<b>Total</b>		<b>144</b>

## Q6: How many of the objectives of the meeting were met?

Answered: 139 Skipped: 5



## Q6: How many of the objectives of the meeting were met?

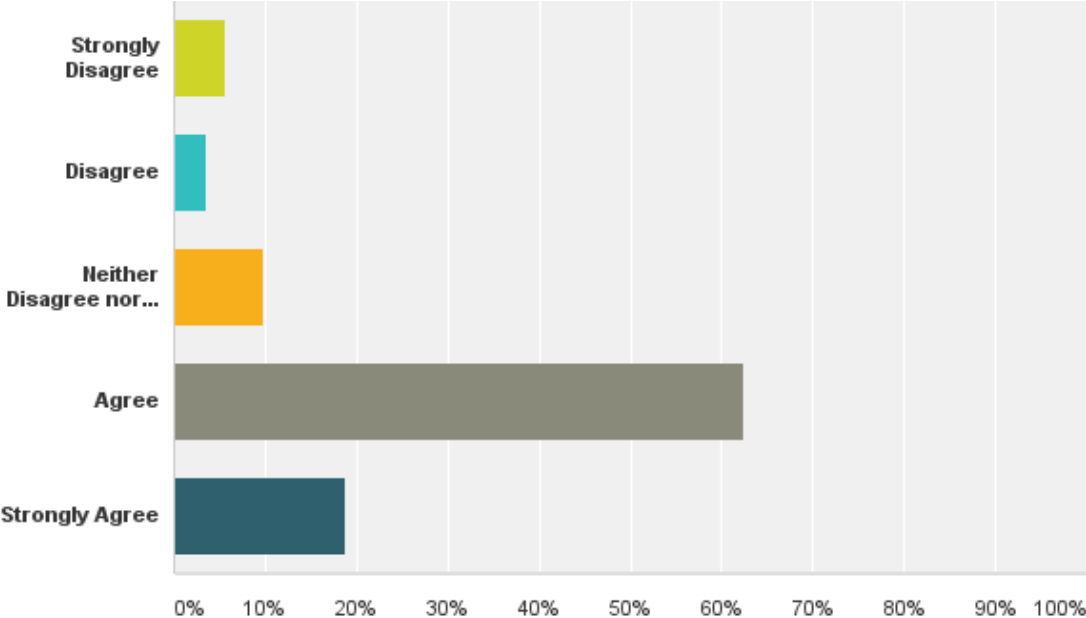
---

Answered: 139 Skipped: 5

Answer Choices	Responses	
All of them	21.58%	30
Most of them	59.71%	83
About half of them	10.07%	14
Some of them	8.63%	12
None of them	0.00%	0
<b>Total</b>		<b>139</b>

# Q7: During the meeting, there was ample time allowed for questions and discussion.

Answered: 144 Skipped: 0



## Q7: During the meeting, there was ample time allowed for questions and discussion.

---

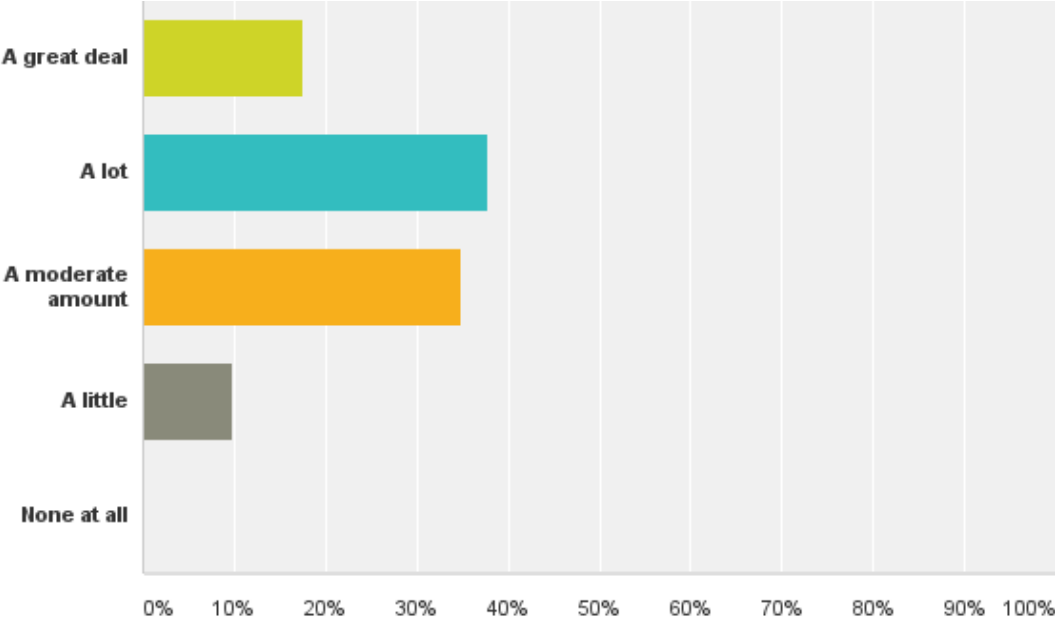
Answered: 144 Skipped: 0

Answer Choices	Responses	
Strongly Disagree	5.56%	8
Disagree	3.47%	5
Neither Disagree nor Agree	9.72%	14
Agree	62.50%	90
Strongly Agree	18.75%	27
<b>Total</b>		<b>144</b>



# Q8: How much information did you gain from attending this meeting?

Answered: 143 Skipped: 1



## Q8: How much information did you gain from attending this meeting?

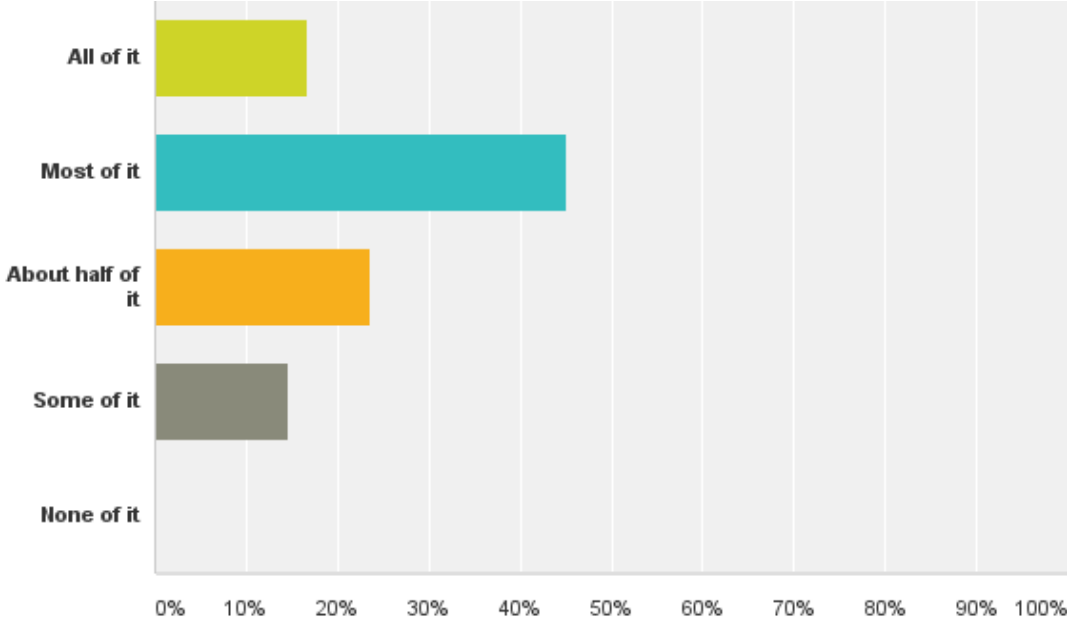
---

Answered: 143 Skipped: 1

Answer Choices	Responses
A great deal	17.48% 25
A lot	37.76% 54
A moderate amount	34.97% 50
A little	9.79% 14
None at all	0.00% 0
<b>Total</b>	<b>143</b>

# Q9: How much of the information was relevant to your job or program responsibilities?

Answered: 144 Skipped: 0



## Q9: How much of the information was relevant to your job or program responsibilities?

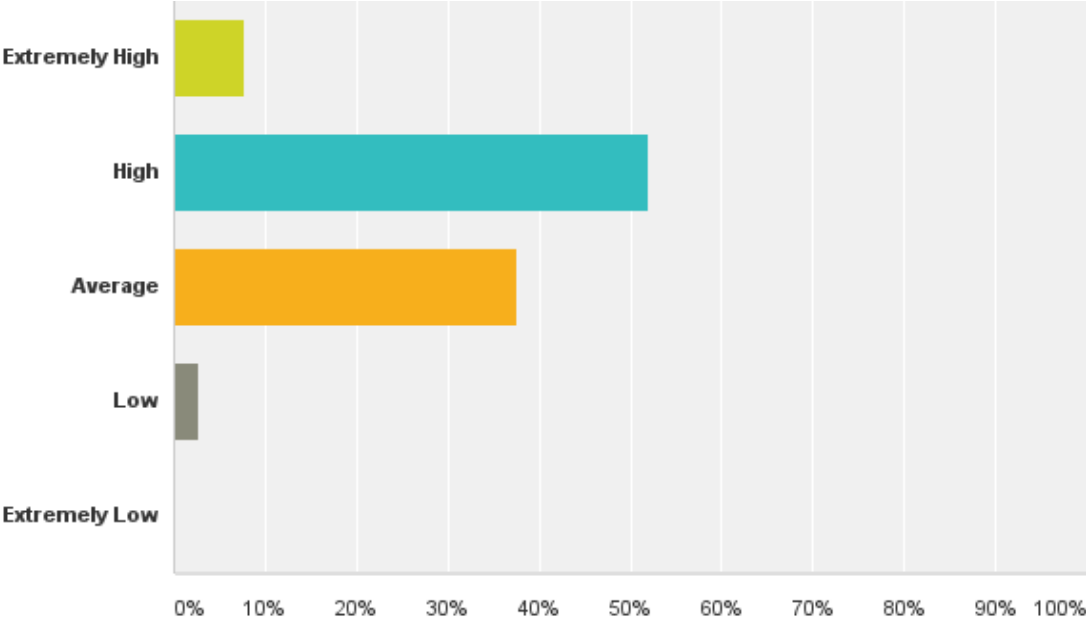
---

Answered: 144 Skipped: 0

Answer Choices	Responses	
All of it	16.67%	24
Most of it	45.14%	65
About half of it	23.61%	34
Some of it	14.58%	21
None of it	0.00%	0
<b>Total</b>		<b>144</b>

# Q10: Describe your expectations regarding the meeting.

Answered: 144 Skipped: 0



## Q10: Describe your expectations regarding the meeting.

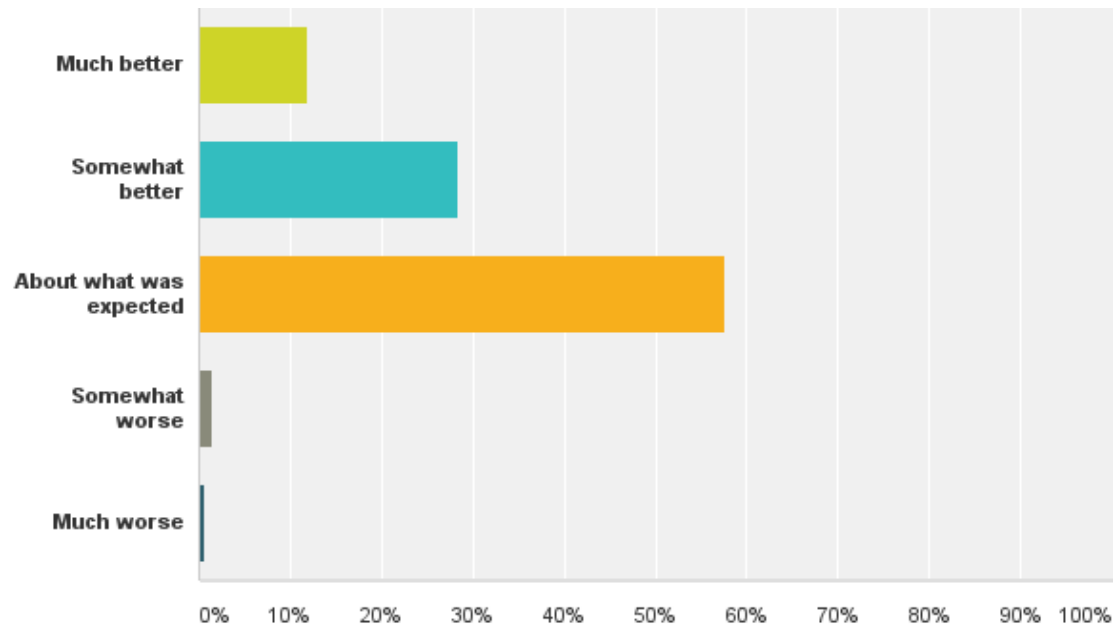
---

Answered: 144 Skipped: 0

Answer Choices	Responses	
Extremely High	7.64%	11
High	52.08%	75
Average	37.50%	54
Low	2.78%	4
Extremely Low	0.00%	0
<b>Total</b>		<b>144</b>

# Q11: Was the meeting better than what you expected, worse than what you expected, or about what you expected?

Answered: 144 Skipped: 0



# Q11: Was the meeting better than what you expected, worse than what you expected, or about what you expected?

---

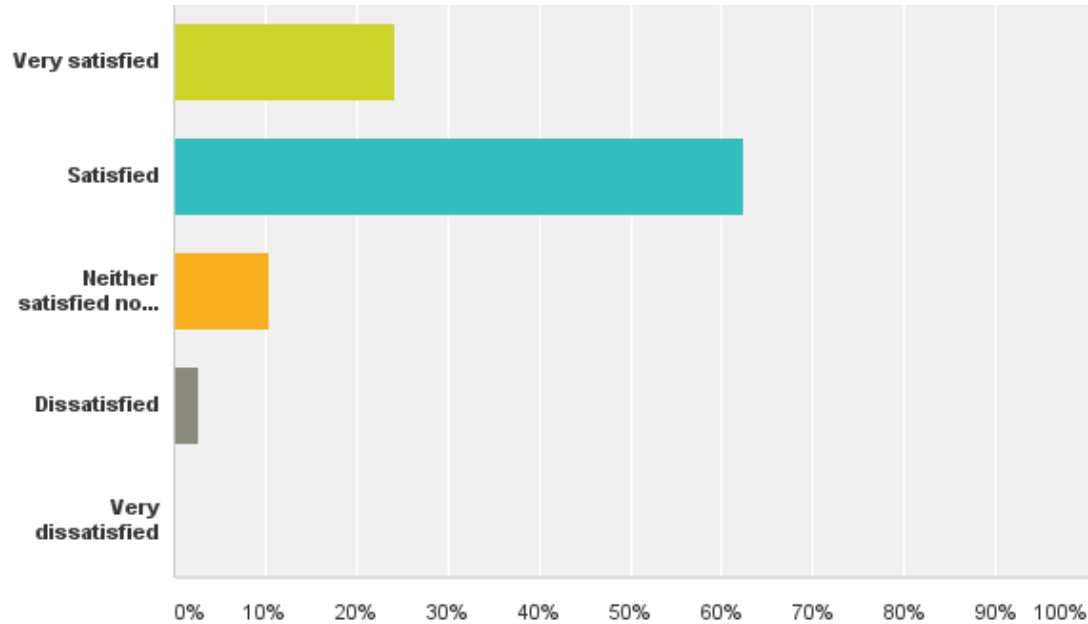
Answered: 144 Skipped: 0

Answer Choices	Responses
Much better	11.81% 17
Somewhat better	28.47% 41
About what was expected	57.64% 83
Somewhat worse	1.39% 2
Much worse	0.69% 1
<b>Total</b>	<b>144</b>



## Q12: Overall, were you satisfied with the meeting, neither satisfied nor dissatisfied with it, or dissatisfied with it?

Answered: 144 Skipped: 0



## Q12: Overall, were you satisfied with the meeting, neither satisfied nor dissatisfied with it, or dissatisfied with it?

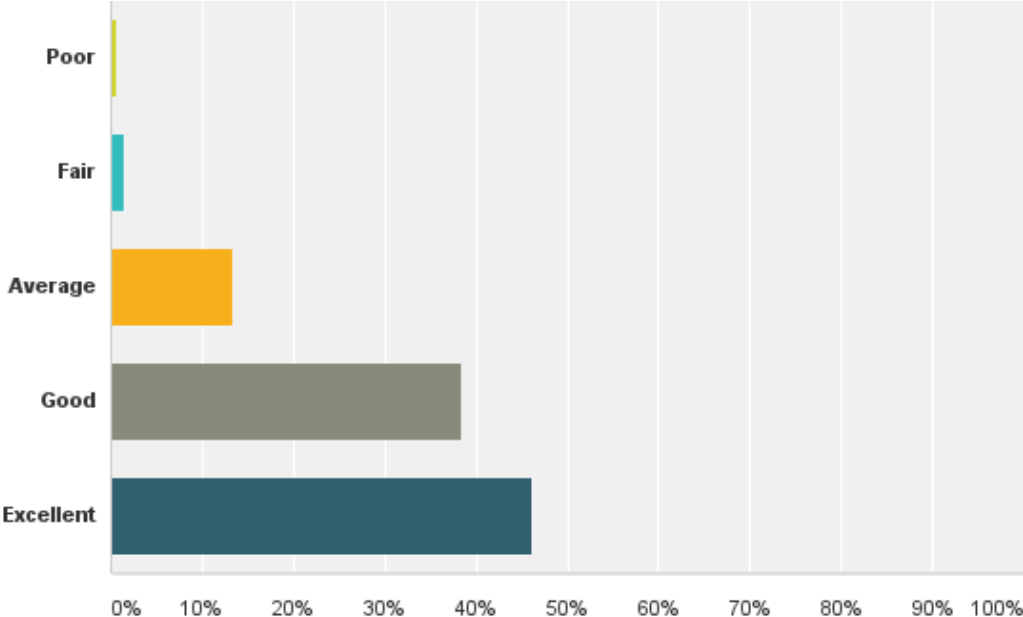
---

Answered: 144 Skipped: 0

Answer Choices	Responses	
Very satisfied	24.31%	35
Satisfied	62.50%	90
Neither satisfied nor dissatisfied	10.42%	15
Dissatisfied	2.78%	4
Very dissatisfied	0.00%	0
<b>Total</b>		<b>144</b>

# Q13: Please rate the hotel and meeting room accomodations.

Answered: 143 Skipped: 1



## Q13: Please rate the hotel and meeting room accomodations.

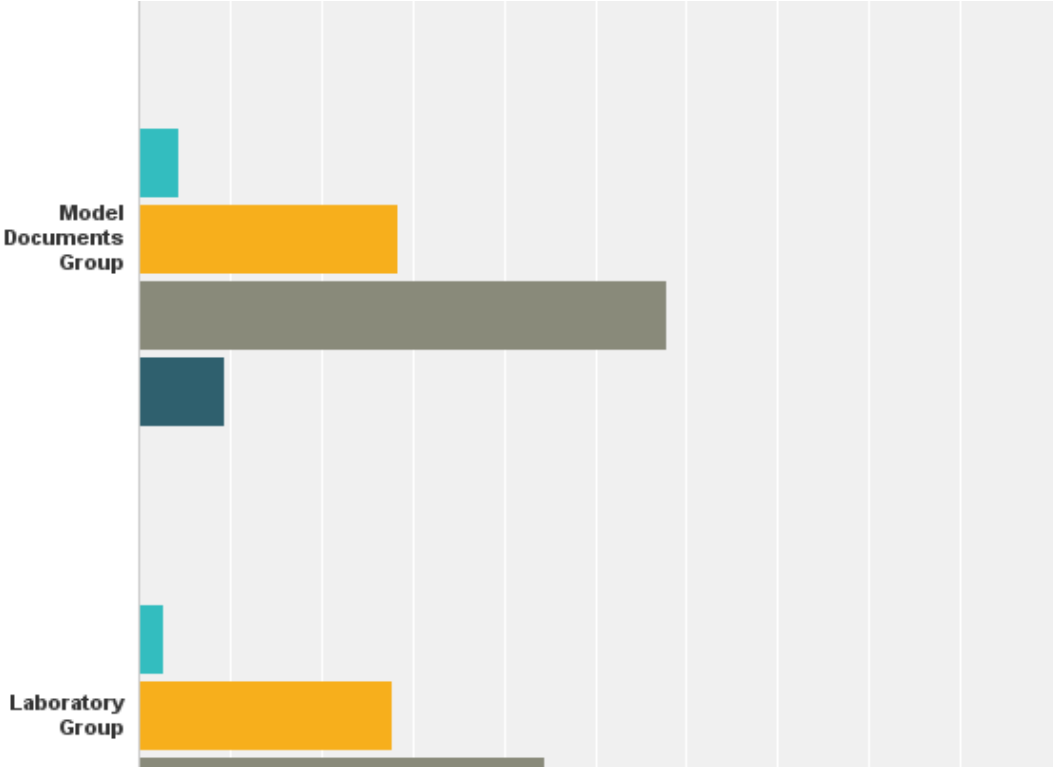
---

Answered: 143 Skipped: 1

Answer Choices	Responses	
Poor	0.70%	1
Fair	1.40%	2
Average	13.29%	19
Good	38.46%	55
Excellent	46.15%	66
<b>Total</b>		<b>143</b>

**Q14: Please click on each drop down box below and rate each program with the following designations: 1=Poor 2=Below Average 3=Average 4=Above Average 5=Exceptional NA= Did not attend**

Answered: 132 Skipped: 12



**Q14. Please click on each drop down box and rate each program with the following designations: 1=Poor 2=Below Average 3=Average 4=Above Average 5=Exceptional NA= Did not attend**

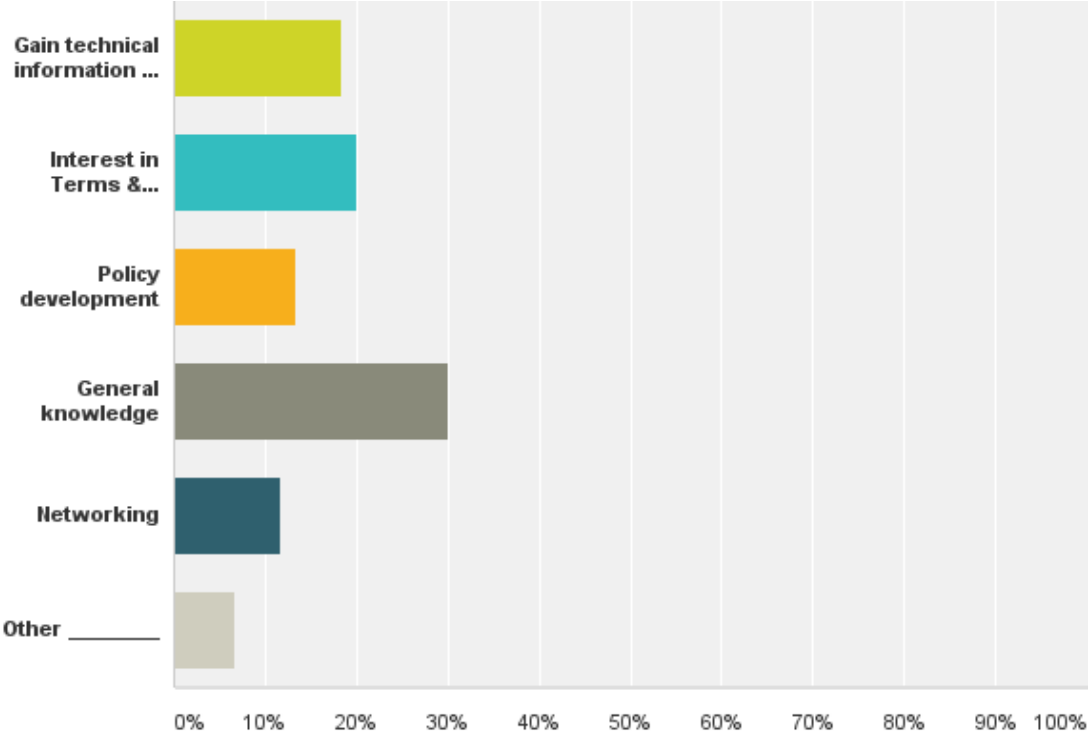
---

Answered: 132 Skipped: 12

	<b>1</b>	<b>2</b>	<b>3</b>	<b>4</b>	<b>5</b>	<b>Total</b>
Model Documents Group	<b>0.00%</b> 0	<b>4.31%</b> 5	<b>28.45%</b> 33	<b>57.76%</b> 67	<b>9.48%</b> 11	116
Laboratory Group	<b>0.00%</b> 0	<b>2.78%</b> 2	<b>27.78%</b> 20	<b>44.44%</b> 32	<b>25.00%</b> 18	72
Communications Group	<b>0.00%</b> 0	<b>3.06%</b> 3	<b>34.69%</b> 34	<b>52.04%</b> 51	<b>10.20%</b> 10	98
Industry Regulatory Council Program	<b>0.00%</b> 0	<b>4.40%</b> 4	<b>23.08%</b> 21	<b>54.95%</b> 50	<b>17.58%</b> 16	91

# Q16: Please describe your interest for attending the AAPFCO meeting.

Answered: 60 Skipped: 84



## Q16: Please describe your interest for attending the AAPFCO meeting.

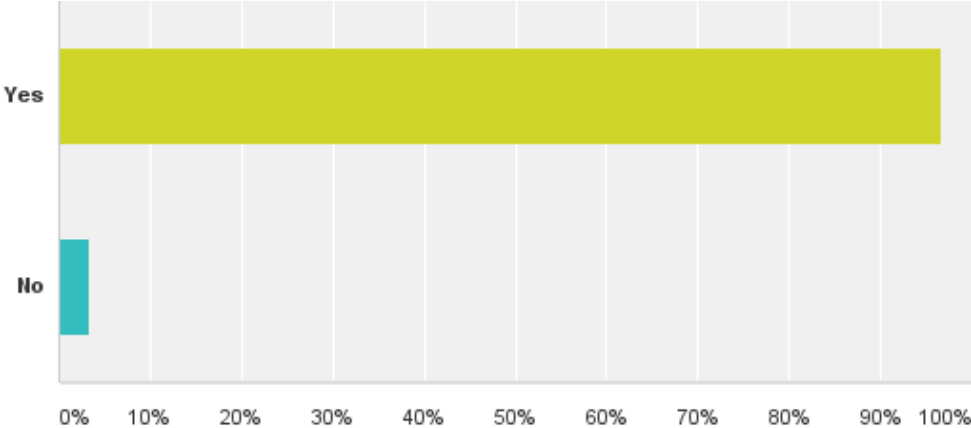
Answered: 60 Skipped: 84

Answer Choices	Responses
Gain technical information / Lab	18.33% 11
Interest in Terms & Definitions	20.00% 12
Policy development	13.33% 8
General knowledge	30.00% 18
Networking	11.67% 7
Other _____	6.67% 4
<b>Total</b>	<b>60</b>



# Q17: Were you aware of the New Attendee & Presidential Receptions that were held Sunday evening prior to the meetings Monday?

Answered: 61 Skipped: 83



## Q17: Were you aware of the New Attendee & Presidential Receptions that were held Sunday evening prior to the meetings Monday?

---

Answered: 61 Skipped: 83

Answer Choices	Responses
Yes	96.72% 59
No	3.28% 2
<b>Total</b>	<b>61</b>

